


ēcoLite™

PATIO DOORS

ECONOMY RE-DEFINED



The ecoLite patio door's standard features are simplified to what matters most.



A Welded frame with integrated nail fin and mechanical sash



B White, single point hardware with no keylock



C Fiberglass screen with bottom track operation



D Patented sliding system feature with four adjustable 1" wheels



E Strong, multi-chamber profile with interior and exterior accessory grooves



F Bottom sill protector for optimal drainage



Available Sizes:


- 5' x 6' 8"
- 6' x 6' 8"
- No sidelites or transoms

Additional Options:

- White hardware with keylock
- Footlock
- Upgraded glass packages

Colors

ecoLite patio doors are available in White only.



Optional footlock

ecoLite Patio Door 72" x 82"

Test	Test Specification	Results
Air	AAMA/WDMA/CSA 101/I.S.2/A440-08 & ASTM-E283-04	0.10 cfm/ft ² @ 1.57 psf
Water	AAMA/WDMA/CSA 101/I.S.2/A440-08 & ASTM-E547-00	7.50 psf
Structural	AAMA/WDMA/CSA 101/I.S.2/A440-08 & ASTM-E330-02	R-PG50-SD

Test data is a result of sizes shown, configurations and lab conditions of a certified independent third party laboratory.

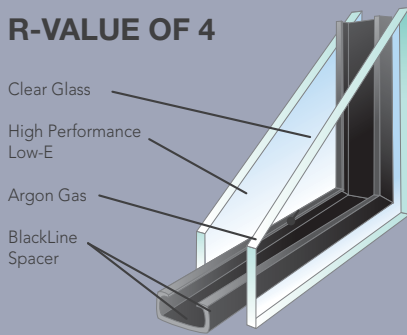
GLASS

20-YEAR
- LIMITED WARRANTY -

Intercept Blackline IG Spacer System is standard on all ecoLite® patio doors. The Blackline spacer features a one-piece U-channel design that creates an effective thermal barrier to help reduce conducted heat loss. The unique black coating creates an aesthetically pleasing sight line at the edge of the glass.

STANDARD GLASS PACKAGE INTERCEPT® BLACKLINE LOW-E

R-VALUE OF 4



- All R-Values are based on center of glass calculations using software from Lawrence Berkeley National Laboratory.

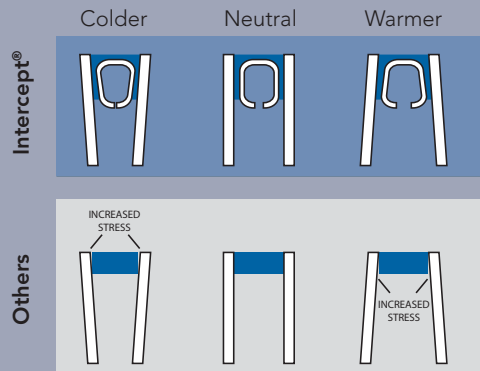
- 1" IGU thickness
- Space is flooded with Argon gas
- High performance Low-E glass coating applied to one pane

Durability

Patented U-shaped design offers superior flexibility with no load on sealant virtually eliminating seal failures.

Strong Corners

Patented 4th corner integrity identical to first three corners giving optimal strength.



Intercept IG spacer (top) flexes instead of the sealant during temperature changes, eliminating seal failure.

Internal Grids

Available on all patio door styles. Additional grid patterns available, see price list for more information.



Grid Types



Contoured



Flat

Internal Grids (Double Glazed Glass)

Internal Grids with double glazed glass are placed between the two panes of glass.

Sample Grid Patterns



Colonial 2V5H



Cottage 1V2H



Single Prairie



Cottage TS-2V1H



Double Prairie Grids

ēcoLite™

PATIO DOORS

"To serve, by caring for details in ways others won't." It's not just our mission, but a way of letting our light shine every day at ProVia. We continually strive to put these words into action by providing unmatched quality and service. The P-icon symbolizes each employee's commitment to devoting the utmost care, pride and quality into each building product we manufacture...it's The Professional Way.



THE PROFESSIONAL WAY

Doors • Windows • Siding • Stone
provia.com

© 2017 ProVia
P-MK-02724-17 3/17
